



Simplified 2.0

12VDC LINEAR LIGHTING




356 Lumens
per ft.
(1168 per meter)

The SimpLED 2.0 sets the bar for light output and simplicity. The patented push-in “H” connection system and inline control modules, you get the simplest and quickest installation possible. Choose either straight or pivoting mounting clips, then snap the fixtures into place to let over 350 lumens per foot illuminate your project.


US PATENT NO: 8,545,045



- ▶ Luniform technology provide superior light output and a uniform light spread without any “dots”



- ▶ Straight & adjustable mounting U-Clips and magnets included



- ▶ Three diffuser options packaged with each light



Features:



- ▶ Integrated magnets for mounting to metal
- ▶ Clean, low-profile aluminum finish
- ▶ Available in 3 lengths (8”, 12”, 22”)
- ▶ Optional series of in-line controllers available
- ▶ Dimmable
- ▶ Commercial grade 3-year warranty

Available Finishes:



Aluminum (AL)


Typical Applications:

- ▶ Showcases
- ▶ Displays or store fixtures
- ▶ Task lighting
- ▶ Metal shelving
- ▶ Office furniture
- ▶ Under cabinet



Dimensions:

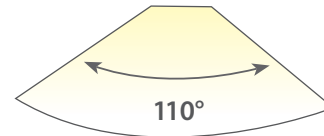
Actual Size



Specifications:

Wattage	5W per ft. (16.4W/m)
Lumens	356 per ft. (1168 per m)
Efficacy (lm/W)	71
Input Voltage	12VDC
Diode Life	50,000 Hours
Max Per 60W Power Supply	12' (3.7 m)
Max Continuous Run	10' (3 m)
Mounting	Surface
Warranty	3 Year
Certifications	

Beam Angle

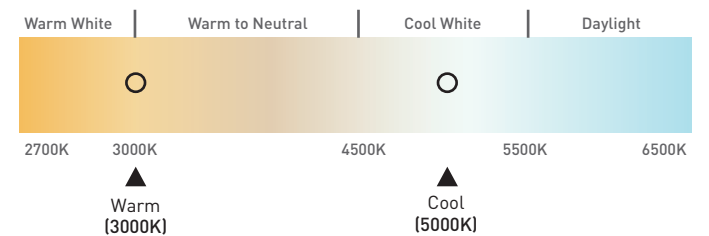


Photometric Data

	Height	Light Output	Beam Area
	1ft (.3 m)	244.70Fc (2634lx)	2.7ft L x 2.8ft W (.82 m L x .85 m W)
	3ft (.9 m)	27.19Fc (292.7lx)	8.2ft L x 8.3ft W (2.5 m L x 2.5 m W)
	6ft (1.8 m)	6.80Fc (73.2lx)	16.4ft L x 16.5ft W (5 m L x 5 m W)

L-SMPH022-C Tested

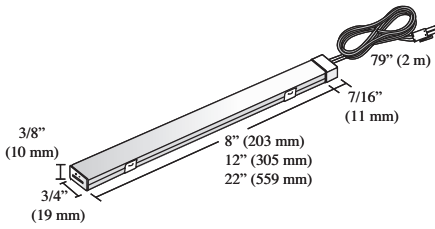
Color Temperature



IES data verified by Intertek testing lab.

Required Items

SimpLED 2.0 Series



Part #	Description
L-SMPH08-WNI-1	8" (203 mm) 12V SimplLED 2.0, 3000K Nickel
L-SMPH012-WNI-1	12" (305 mm) 12V SimplLED 2.0, 3000K Nickel
L-SMPH022-WNI-1	22" (559 mm) 12V SimplLED 2.0, 3000K Nickel
L-SMPH08-CNI-1	8" (203 mm) 12V SimplLED 2.0, 5000K Nickel
L-SMPH012-CNI-1	12" (305 mm) 12V SimplLED 2.0, 5000K Nickel
L-SMPH022-CNI-1	22" (559 mm) 12V SimplLED 2.0, 5000K Nickel

50,000 useful life hours.
 Maximum continuous run 10 ft. (3 m) to prevent voltage drop. Maximum 12 ft. (3.6 m) per power supply.
 79" (2 m) Starter Cord, AMP® Connector, H-Shaped Connector, and Mounting U-Clips are included with each light.
 3 diffusers (Clear, Frosted and Milk/Opal) are included with each light.

Power Supplies

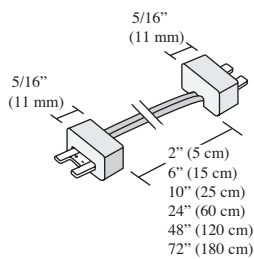


Part #	Description
L-DC-ELT12-CON-1	12W 12VDC Power Supply w/6 Snap Mounting Block*
L-DC-ELT18-CON-1	18W 12VDC Power Supply w/6 Snap Mounting Block*
L-DC-ELT60-CON-1	60W 12VDC Power Supply w/6 Snap Mounting Block*
L-DC-ELT6WP-CON-1	6W 12VDC Wall Mount Power Supply w/3 Snap Block*
L-DC-ELT15WP-CON-1	15W 12VDC Wall Mount Power Supply w/6 Snap Block*
L-DCE12D-CON-1	12VDC 12W Dimmable LED Power Supply
L-DCE50D-CON-1	12VDC 50W Dimmable LED Power Supply

* Dimmable on trailing edge (12V side). Mounting block and power cord are included.

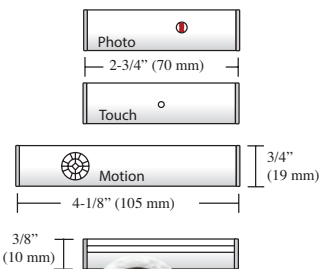
Optional Items

SimpLED Link Cord



Part #	Description
L-LED-SMPLNK-5-1	2" (5 cm) 12VDC SimplLED Linking Cord
L-LED-SMPLNK-15-1	6" (15 cm) 12VDC SimplLED Linking Cord
L-LED-SMPLNK-25-1	10" (25 cm) 12VDC SimplLED Linking Cord
L-LED-SMPLNK-60-1	24" (60 cm) 12VDC SimplLED Linking Cord
L-LED-SMPLNK-120-1	48" (120 cm) 12VDC SimplLED Linking Cord
L-LED-SMPLNK-180-1	72" (180 cm) 12VDC SimplLED Linking Cord

SimpLED Control Modules



Part #	Description
L-LED-SMPPHOTO-1	27W Rectangle Inline Photo Sensor
L-LED-SMPTD4-1	27W Rectangle Inline Touch Dimmer
L-LED-SMPMOT-1	27W Rectangle Inline Motion Sensor

Controls up to 5.5 ft. (1.6 m) of SimplLED 2.0 lights.
 Max load 27W.

12V COMPONENTS: POWER SUPPLIES, CONTROLLERS & MORE SEE PAGE 135.