

Company: \_\_\_\_\_  
 Contact Name: \_\_\_\_\_  
 Address: \_\_\_\_\_  
 City / State / Zip: \_\_\_\_\_  
 Phone #: \_\_\_\_\_  
 Fax #: \_\_\_\_\_  
 Email: \_\_\_\_\_

**Email (or fax) form to your authorized distributor:**

Authorized Distributor: \_\_\_\_\_  
 Branch Location: \_\_\_\_\_  
 Email / Fax: \_\_\_\_\_



Ph: (877) 332-3396 Fx: (704) 332-3267  
 www.element-designs.com orders@element-designs.com

Project Name: \_\_\_\_\_  
 Date: \_\_\_\_\_ PO #: \_\_\_\_\_




**① Thickness**

- 5/32" (4mm)
- 1/4" (6mm)
- 3/8" (10mm)
- 1/2" (12mm)

**② Finish**

- Gloss
- Matte

**③ Edgework**

- Seamed\* (\*concealed edge applications ONLY)
- Flat 
- Pencil 
- Bevel 
- Other: \_\_\_\_\_

**④ Color\* (select one)**

- White  Scarlett  Silver\*\*\*
- Black  Olive  Bronze\*\*\*
- Sand  Mocha  Charcoal
- Non-Standard Color: \_\_\_\_\_
- Custom Color\*\*: \_\_\_\_\_

\*All Backpainted glass has a light gray backer, unless otherwise specified.  
 \*\*Custom Color match approval & fee applies. Contact Element Designs for details.  
 \*\*\*Metallic Paint color. Many more metallic color options available, please contact Element Designs for color selections & details











- NO COLOR - Clear
- NO COLOR - Satin
- NO COLOR - Low Iron Clear
- NO COLOR - Low Iron Satin

• Custom Etch:  Positive  Negative

\*Art work must be supplied, subject to set up fee. Contact Element Designs for details.  
 All glass is tempered safety glass if diagonal exceeds 17" and will not have etched tempered logo unless otherwise specified at time of order. Refer to local building codes.

**⑤ Fabrication (select all that apply)**

Please submit a detailed drawing for all glass fabrication requests for each item.

- NO ADDITIONAL FABRICATION
- 1" Radius Corner 
- Handle Hole - 8mm Diameter 
- Internal Circle - up to 4" diameter 
- Internal Cutout (i.e Electrical Outlet, sinks) 
- Angled Corner 
- Notched Corner 
- Custom Shape (i.e Circle, Triangle, Polygon)
  - Circle 
  - Triangle 
  - Hexagon 
  - Polygon 
- OTHER (please specify in special instructions)

Item	Quantity	Width	Height	in or mm	Element Designs Use Only	
					Price	Ext. Price
1						
2						
3						
4						
5						
6						
7						
8						
9						
10						

Special Instructions: \_\_\_\_\_

Crating Fee: \_\_\_\_\_

Shipping: \_\_\_\_\_

TOTAL: \_\_\_\_\_